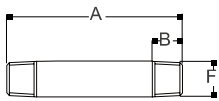

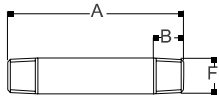

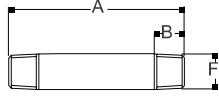

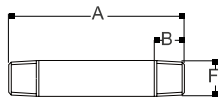

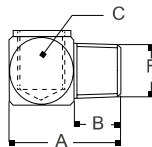

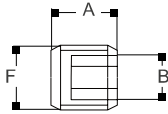

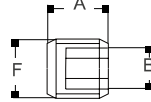



SERIE 1000 / 2000 /  
3000 / 12000

LÍNEA MOLDES

Descripción	F	Código	A	B	C	Descripción	Compuesto	Código	°C Min	°C Máx
 <p>Extensión 2"</p>	1/8 BSPT	<b>1965</b>	2"	9.00	 <p>Reparación Serie 1000</p>	Nitrilo	<b>1770</b>	-30	+120	
	1/4 BSPT	<b>2865</b>	2"	11.00		Vilón	<b>1775</b>	-25	+200	
	3/8 BSPT	<b>3945</b>	2"	14.00		EPDM	<b>1780</b>	-50	+150	
	1/2 BSPT	<b>3845</b>	2"	16.00						
 <p>Extensión 4"</p>	1/8 BSPT	<b>1970</b>	4"	9.00	 <p>Reparación Serie 2000</p>	Nitrilo	<b>2770</b>	-30	+120	
	1/4 BSPT	<b>2870</b>	4"	11.00		Vilón	<b>2775</b>	-25	+200	
	3/8 BSPT	<b>3950</b>	4"	14.00		EPDM	<b>2780</b>	-50	+150	
	1/2 BSPT	<b>3850</b>	4"	16.00						
 <p>Extensión 6"</p>	1/8 BSPT	<b>1975</b>	6"	9.00	 <p>Reparación Serie 3000</p>	Nitrilo	<b>3770</b>	-30	+120	
	1/4 BSPT	<b>2875</b>	6"	11.00		Vilón	<b>3775</b>	-25	+200	
	3/8 BSPT	<b>3955</b>	6"	14.00		EPDM	<b>3780</b>	-50	+150	
	1/2 BSPT	<b>3855</b>	6"	16.00						
 <p>Extensión 8"</p>	1/8 BSPT	<b>1980</b>	8"	9.00	 <p>Reparación Serie 12000</p>	Nitrilo	<b>12770</b>	-30	+120	
	1/4 BSPT	<b>2880</b>	8"	11.00		Vilón	<b>12775</b>	-25	+200	
	3/8 BSPT	<b>3955</b>	8"	14.00		EPDM	<b>12780</b>	-50	+150	
	1/2 BSPT	<b>3855</b>	8"	16.00						
 <p>Codo a 90° macho - hembra</p>	1/8 BSPT	<b>1850</b>	20.00	9.00	9/16"					
	1/4 BSPT	<b>2850</b>	26.00	11.00	11/16"					
	3/8 BSPT	<b>2855</b>	30.00	14.00	3/4"					
	1/2 BSPT	<b>3750</b>	35.00	16.00	1 1/8"					
 <p>Tapones de Acero Templado</p>	1/8 BSPT	<b>1985</b>	8.00	Ex. 5						
	1/4 BSPT	<b>2885</b>	12.00	Ex. 6						
	3/8 BSPT	<b>3865</b>	13.00	Ex. 8						
	1/2 BSPT	<b>3890</b>	15.00	Ex. 10						
 <p>Tapones de bronce niquelado</p>	1/8 BSPT	<b>1990</b>	8.00	Ex.5						
	1/4 BSPT	<b>2890</b>	12.00	Ex.6						
	3/8 BSPT	<b>3870</b>	13.00	Ex.8						
	1/2 BSPT	<b>3895</b>	15.00	Ex.10						