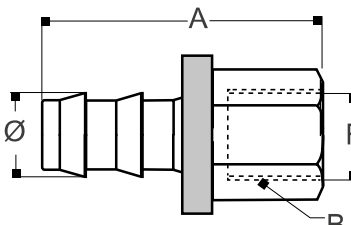


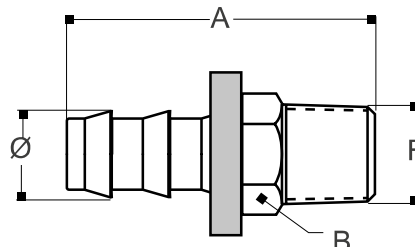
SERIE PL-6000

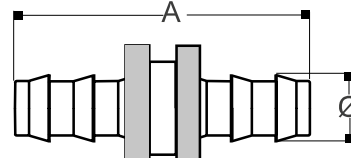
LÍNEA MOLDES

Accesorios para cambio de moldes



Descripción	F	Ø	Código	A	B
 <p>Racord Fijo Rosca Hembra</p>	1/4 BSP	1/4"	<b>PL-6404</b>	38.00	5/8"
	1/4 BSP	3/8"	<b>PL-6406</b>	38.00	5/8"
	1/4 BSP	1/2"	<b>PL-6407</b>	38.00	5/8"
	3/8 BSP	3/8"	<b>PL-6409</b>	40.00	13/16"
	3/8 BSP	1/2"	<b>PL-6410</b>	40.00	13/16"
	1/2 BSP	3/8"	<b>PL-6411</b>	42.00	1"
	1/2 BSP	1/2"	<b>PL-6412</b>	42.00	1"
	1/2 BSP	3/4"	<b>PL-6413</b>	42.00	1"

 <p>Racord Fijo Rosca Macho</p>	1/4 BSPT	1/4"	<b>PL-6546</b>	37.00	9/16"
	1/4 BSPT	3/8"	<b>PL-6548</b>	37.00	9/16"
	1/4 BSPT	1/2"	<b>PL-6549</b>	37.00	9/16"
	3/8 BSPT	3/8"	<b>PL-6582</b>	41.00	11/16"
	3/8 BSPT	1/2"	<b>PL-6583</b>	41.00	11/16"
	1/2 BSPT	3/8"	<b>PL-6594</b>	44.00	7/8"
	1/2 BSPT	1/2"	<b>PL-6595</b>	44.00	7/8"
	1/2 BSPT	3/4"	<b>PL-6596</b>	44.00	7/8"

 <p>Racord Doble</p>	1/4"	<b>PL-6721</b>	45.00
	3/8"	<b>PL-6723</b>	46.00
	1/2"	<b>PL-6724</b>	53.00
	3/4"	<b>PL-6725</b>	65.00